

**CEPIS UPGRADE** is the European Journal for the Informatics Professional, published bi-monthly at <<http://cepis.org/upgrade>>

#### Publisher

CEPIS UPGRADE is published by CEPIS (Council of European Professional Informatics Societies, <<http://www.cepis.org/>>), in cooperation with the Spanish CEPIS society ATI (*Asociación de Técnicos de Informática*, <<http://www.ati.es/>>) and its journal *Novática*

CEPIS UPGRADE monographs are published jointly with *Novática*, that publishes them in Spanish (full version printed; summary, abstracts and some articles online)

CEPIS UPGRADE was created in October 2000 by CEPIS and was first published by *Novática* and INFORMATIK/INFORMATIQUE, bimonthly journal of SVI/FSI (Swiss Federation of Professional Informatics Societies)

CEPIS UPGRADE is the anchor point for UPENET (UPGRADE European NETwork), the network of CEPIS member societies' publications, that currently includes the following ones:

- *inforeview*, magazine from the Serbian CEPIS society JISA
- *Informatica*, journal from the Slovenian CEPIS society SDI
- *Informatik-Spektrum*, journal published by Springer Verlag on behalf of the CEPIS societies GI, Germany, and SI, Switzerland
- *ITNOW*, magazine published by Oxford University Press on behalf of the British CEPIS society BCS
- *Mondo Digitale*, digital journal from the Italian CEPIS society AICA
- *Novática*, journal from the Spanish CEPIS society ATI
- *OCG Journal*, journal from the Austrian CEPIS society OCG
- *Pliroforiki*, journal from the Cyprus CEPIS society CCS
- *Tölvumál*, journal from the Icelandic CEPIS society ISIP

#### Editorial Team

Chief Editor: Llorenç Pagés-Casas  
Deputy Chief Editor: Rafael Fernández Calvo  
Associate Editor: Fiona Fanning

#### Editorial Board

Prof. Nello Scarabottolo, CEPIS President  
Prof. Wolfried Stucky, CEPIS Former President  
Prof. Vasile Baltac, CEPIS Former President  
Prof. Luis Fernández-Sanz, ATI (Spain)  
Llorenç Pagés-Casas, ATI (Spain)  
François Louis Nicolet, SI (Switzerland)  
Roberto Carniel, ALSI - Tecnoteca (Italy)

#### UPENET Advisory Board

Dubravka Dukic (*inforeview*, Serbia)  
Matjaz Gams (*Informatica*, Slovenia)  
Hermann Engesser (*Informatik-Spektrum*, Germany and Switzerland)  
Brian Runciman (*ITNOW*, United Kingdom)  
Franco Filippazzi (*Mondo Digitale*, Italy)  
Llorenç Pagés-Casas (*Novática*, Spain)  
Veith Risak (*OCG Journal*, Austria)  
Panicos Masouras (*Pliroforiki*, Cyprus)  
Thorvardur Kári Ólafsson (*Tölvumál*, Iceland)  
Rafael Fernández Calvo (Coordination)

**English Language Editors:** Mike Andersson, David Cash, Arthur Cook, Tracey Darch, Laura Davies, Nick Dunn, Rodney Fennemore, Hilary Green, Roger Harris, Jim Holder, Pat Moody.

Cover page designed by Concha Arias-Pérez

"Liberty with Risk" / © ATI 2011

Layout Design: François Louis Nicolet

Composition: Jorge Liácer-Gil de Ramales

Editorial correspondence: Llorenç Pagés-Casas <[pages@ati.es](mailto:pages@ati.es)>

Advertising correspondence: <[info@cepis.org](mailto:info@cepis.org)>

#### Subscriptions

If you wish to subscribe to CEPIS UPGRADE please send an email to [info@cepis.org](mailto:info@cepis.org) with 'Subscribe to UPGRADE' as the subject of the email or follow the link 'Subscribe to UPGRADE' at <<http://www.cepis.org/upgrade>>

#### Copyright

© *Novática* 2011 (for the monograph)

© CEPIS 2011 (for the sections Editorial, UPENET and CEPIS News)

All rights reserved under otherwise stated. Abstracting is permitted with credit to the source. For copying, reprint, or republication permission, contact the Editorial Team

The opinions expressed by the authors are their exclusive responsibility

ISSN 1684-5285



The European Journal for the Informatics Professional  
<http://cepis.org/upgrade>

Vol. XII, issue No. 5, December 2011

## Farewell Edition

- 3 Editorial. CEPIS UPGRADE: A Proud Farewell  
— *Nello Scarabottolo, President of CEPIS*

ATI, *Novática* and CEPIS UPGRADE  
— *Dídac López-Viñas, President of ATI*

### Monograph

#### Risk Management

(published jointly with *Novática*\*)

Guest Editor: *Darren Dalcher*

- 4 Presentation. Trends and Advances in Risk Management  
— *Darren Dalcher*
- 10 The Use of Bayes and Causal Modelling in Decision Making, Uncertainty and Risk — *Norman Fenton and Martin Neil*
- 22 Event Chain Methodology in Project Management — *Michael Trumper and Lev Virine*
- 34 Revisiting Managing and Modelling of Project Risk Dynamics - A System Dynamics-based Framework — *Alexandre Rodrigues*
- 41 Towards a New Perspective: Balancing Risk, Safety and Danger  
— *Darren Dalcher*
- 45 Managing Risk in Projects: What's New? — *David Hillson*
- 48 Our Uncertain Future — *David Cleden*
- 55 The application of the 'New Sciences' to Risk and Project Management — *David Hancock*
- 59 Communicative Project Risk Management in IT Projects  
— *Karel de Bakker*
- 67 Decision-Making: A Dialogue between Project and Programme Environments — *Manon Deguire*
- 75 Decisions in an Uncertain World: Strategic Project Risk Appraisal — *Elaine Harris*
- 82 Selection of Project Alternatives while Considering Risks  
— *Marta Fernández-Diego and Nolberto Munier*
- 87 Project Governance — *Ralf Müller*
- 91 Five Steps to Enterprise Risk Management — *Val Jonas* **..**

\* This monograph will be also published in Spanish (full version printed; summary, abstracts, and some articles online) by *Novática*, journal of the Spanish CEPIS society ATI (*Asociación de Técnicos de Informática*) at <<http://www.ati.es/novatica/>>.



CEPIS

**UPGRADE**

The European Journal for the Informatics Professional  
<http://cepis.org/upgrade>

Vol. XII, issue No. 5, December 2011

## Farewell Edition

### Cont.

#### UPENET (UPGRADE European NETWORK)

- 99 From **inforeview** (JISA, Serbia)  
Information Society  
Steve Jobs — *Dragana Stojkovic*
- 101 From **Informatica** (SDI, Slovenia)  
Surveillance Systems  
An Intelligent Indoor Surveillance System — *Rok Piltaver, Erik Dovgan, and Matjaz Gams*
- 111 From **Informatik Spektrum** (GI, Germany, and SI, Switzerland)  
Knowledge Representation  
What's New in Description Logics — *Franz Baader*
- 121 From **ITNOW** (BCS, United Kingdom)  
Computer Science  
The Future of Computer Science in Schools — *Brian Runciman*
- 124 From **Mondo Digitale** (AICA, Italy)  
IT for Health  
Neuroscience and ICT: Current and Future Scenarios  
— *Gianluca Zaffiro and Fabio Babiloni*
- 135 From **Novática** (ATI, Spain)  
IT for Music  
Katmus: Specific Application to support Assisted Music  
Transcription — *Orlando García-Feal, Silvana Gómez-Meire, and David Olivieri*
- 145 From **Pliroforiki** (CCS, Cyprus)  
IT Security  
Practical IT Security Education with Tele-Lab — *Christian Willems, Orestis Tringides, and Christoph Meinel*

#### CEPIS NEWS

- 153 Selected CEPIS News — *Fiona Fanning*

# Revisiting Managing and Modelling of Project Risk Dynamics — A System Dynamics-based Framework<sup>1</sup>

*Alexandre Rodrigues*

*The fast changing environment and the complexity of projects has increased the exposure to risk. The PMBOK (Project Management Body of Knowledge) standard from the Project Management Institute (PMI) proposes a structured risk management process, integrated within the overall project management framework. However, unresolved difficulties call for further developments in the field. In projects, risks occur within a complex web of numerous interconnected causes and effects, which generate closed chains of feedback. Project risk dynamics are difficult to understand and control and hence not all types of tools and techniques are appropriate to address their systemic nature. As a proven approach to project management, System Dynamics (SD) provides this alternative view. A methodology to integrate the use of SD within the established project management process has been proposed by the author. In this paper, this is further extended to integrate the use of SD modelling within the PMBOK risk management process, providing a useful framework for the effective management project risk dynamics.*

**Keywords:** PMBOK Framework, Project Management Body of Knowledge, Project Risk Dynamics, Risk Management Processes, SYDPIM methodology, System Dynamics.

## 1 Risk Management in Projects

### 1.1 Overview

In response to the growing uncertainty in modern projects, over the last decade the project management community has developed project-specific risk management frameworks. The last edition of PMI's body of knowledge (the PMBOK® Guide [1]), presents perhaps the most complete and commonly accepted framework, which has been further detailed in the Practice Standard for Project Risk Management [2]. Further developments complement this framework like the establishment of project risk management maturity models to help organizations evaluate and improve their ability to control risks in projects. However, most organizations still fall short of implementing these structured frameworks effectively. In addition, there are certain types of risks that are not handled properly by the traditional tools and techniques proposed.

### 1.2 Current Framework for Project Risk Management

The fourth and latest edition of PMI's Project Management Body of Knowledge [1] considers six risk management processes: plan risk management, identify risks, perform qualitative risk analysis, perform quantitative risk analysis, plan risk responses, and monitor and control risks. While this framework provides a comprehensive approach to problem solving, its effectiveness relies on the ability of these processes to cope with the multidimensional uncertainty of risks: identification, likelihood, impact, and occurrence. The majority of the traditional tools and techniques used in these processes were not designed to address the increasingly systemic nature of risk uncertainty in modern

### Author

**Alexandre Rodrigues** is an Executive Partner of PMO Projects Group, an international consulting firm based in Lisbon specialized in project management, with operations and offices in the UK, Africa and South America. He is also a senior consultant with the Cutter Consortium. Dr. Rodrigues is PM Ambassador™ and International Correspondent for the international PMForum. He was the founding President of the PMI Portugal Chapter and served as PMI Chapter Mentor for four years. He was an active member of the PMI teams that developed the 3rd edition of the PMBOK® Guide and the OPM3® model for organizational maturity assessment. He was a core team member for the PMI Practice Standard for Earned Value Management, which has just been released. He holds a PhD from the University of Strathclyde (UK), specializing in the application of System Dynamics to Project Management. <alexandre.rodrigues@pmo-projects.com>

projects. This problem and limitation calls for further developments in the field.

### 1.3 Project Risk Dynamics

Risks are dynamic events. Overruns, slippage and other problems can rarely be traced back to the occurrence of a single discrete event in time. In projects, risks take place within a complex web of numerous interconnected causes

<sup>1</sup> This paper derives from an article entitled "Managing and Modelling Project Risk Dynamics - A System Dynamics-based Framework" which was presented by the author at the Fourth European Project Management Conference, PMI Europe 2001 [3]. As the use of computer simulation based on System Dynamics to support Project Risk Management in a systematic manner is still in its early phases, most likely due to the high level of organizational maturity and expertise required by Systems Dynamics modelling, the author decided revisit the ideas contained in the aforementioned paper.

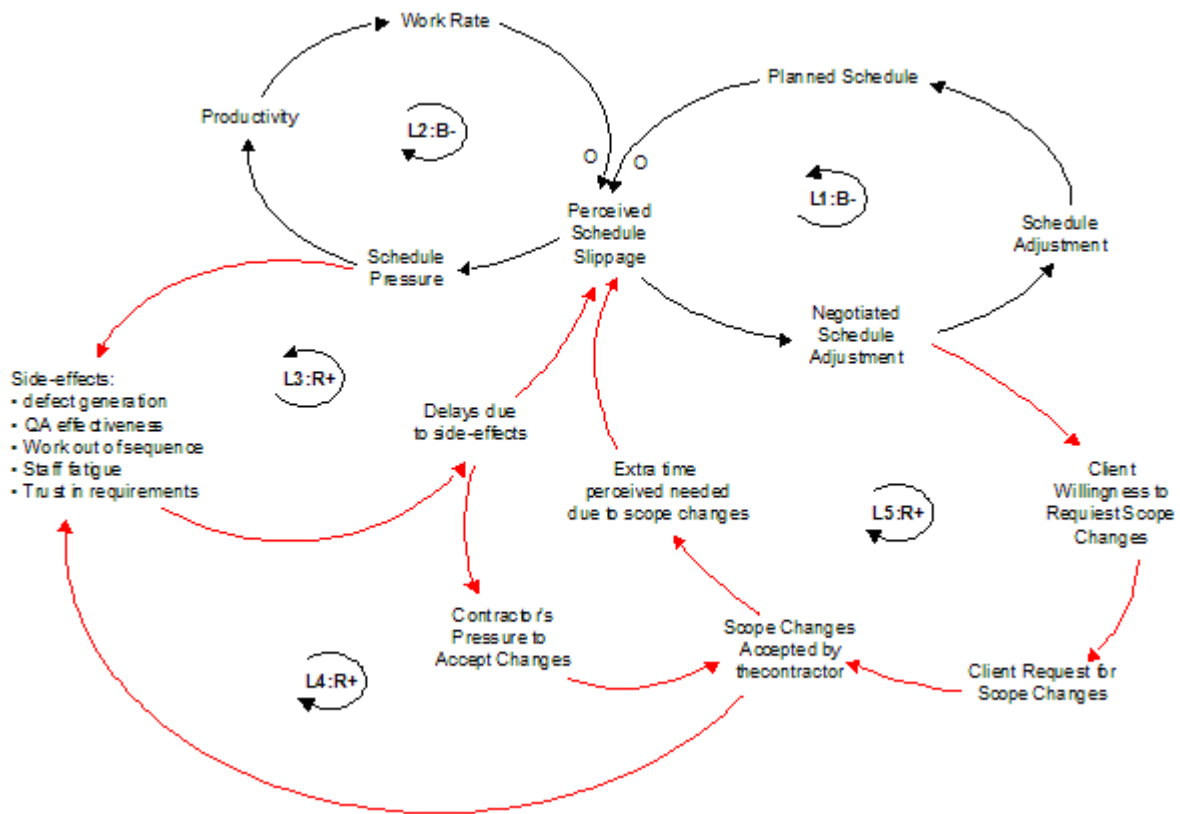


Figure 1: Example of a Project Feedback Structure focused on Scope Changes.

and effects which generate closed chains of causal feedback. *Risk dynamics* are generated by the various feedback loops that take place within the project system.

The feedback perspective is particularly relevant to understand, explain, and act upon the behaviour of complex social systems. Its added value for risk management is that it sheds light on the systemic nature of risks. No single factor can be blamed for generating a risk nor can management find effective solutions by acting only upon individual factors. To understand why risks emerge and to devise effective solutions, management needs to look at the *whole*. As an example of this analysis, Figure 1 shows the feedback structure of a project, focused on the dynamics that can generate risks related to requirements changes imposed by the client. This understanding of risks is crucial for identifying, assessing, monitoring and controlling them better (see [4] for more details).

Feedback loops identified as "R+" are reinforcing effects (commonly referred to as "snowball effects"), and the ones identified as "B-" are balancing effects (e.g. control

decisions). The arrows indicate cause-effect relationships, and have an "o" when the cause and the direct effect change in the opposite direction. The arrows in red identify the cause-effect relationships likely to generate risks. This type of diagram is referred to as "Influence Diagram" (ID).

If we ask the question: what caused quality problems and delays? the right answer is not "staff fatigue", "poor QA implementation" or "schedule pressure". It is the *whole* feedback structure that, over-time and under certain conditions, generated the quality problems and delays. In other words, the feedback structure causes problems to *unfold* over-time. To manage systemic risks effectively, it is necessary to act upon this structure. This type of action consists of eliminating problematic feedback loops and creating beneficial ones.

However, *project risk dynamics* are difficult to understand and control. The major difficulties have to do with the subjective, dynamic and multi-factor nature of systemic risks. Feedback effects include time-delays, non-linear effects and subjective factors. Not all types of tools and tech-

“The fast changing environment and the complexity of projects has increased the exposure to risk”

“ Project risk dynamics are difficult to understand and control and hence not all types of tools and techniques are appropriate to address their systemic nature ”

niques are appropriate to address and model problems of this nature. The more classical modelling approaches tend to deliver static views based on top-down decomposition and bottom-up forecast, while focusing on the readily quantifiable factors. Managing project risk dynamics requires a different approach, based on a systemic and holistic perspective, capable of capturing feedback and of quantifying the subjective factors where relevant.

## 2 A Proposed Framework for Managing and Modelling Project Risk Dynamics

### 2.1 Overview

Managing systemic risks requires an approach supported by specialized tools and techniques. System Dynamics (SD) is a simulation modelling approach aimed at analysing the systemic behaviour of complex social systems, such as projects. The framework proposed here is based on the integrated use of SD within the existing project risk management framework, supporting the six risk management processes proposed by the PMBOK [1]. This is an extension to the more general methodology developed by the author, called SYDPIM [5], which integrates the use of SD within the generic project management framework. The use of SD is proposed as a complementary tool and technique to address systemic risks.

### 2.2 System Dynamics

SD was developed in the late 50s [6] and has enjoyed a sharp increase in popularity in the last ten years. Its applica-

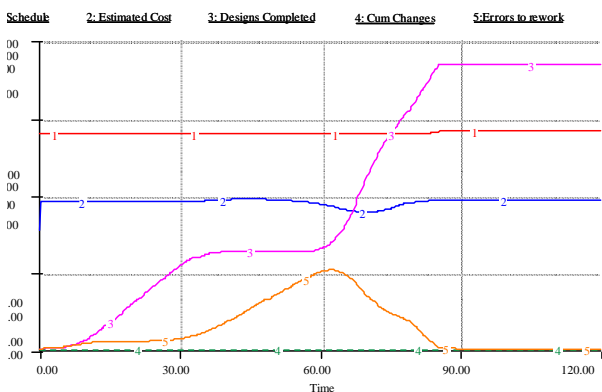
tion to project management has also been growing impressively, with numerous successful applications to real life projects [7]. An overview of the SD methodology can be found in [5] and [8].

The SD modelling process starts with the development of qualitative influence diagrams and then moves into the development of quantitative simulations models. These models allow for a flexible representation of complex scenarios, like mixing the occurrence of various risks with the implementation of mitigating actions. The model simulation generates patterns of behaviour over-time. Figure 2 provides an example of the output produced by an SD project model, when simulating the design phase of a software project under two different scenarios.

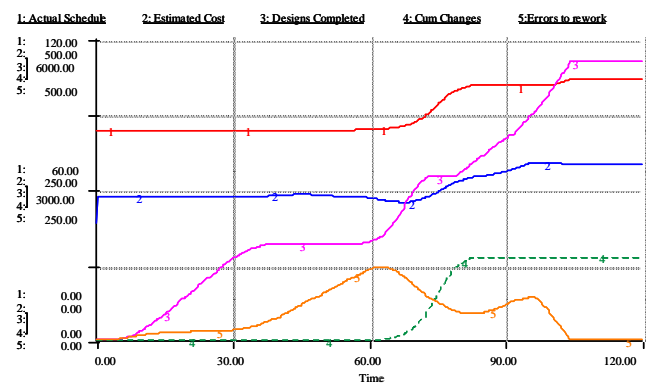
SD models work as experimental management laboratories, wherein decisions can be devised and tested in a safe environment. Their feedback perspective and "what-if" capability provide a powerful means through which systemic problems can be identified, understood and managed.

## 3 The SYDPIM Framework

The SYDPIM methodology integrates the use of SD modelling within the established project management process. A detailed description can be found in [5] (see also [9] for a summary description). SYDPIM comprises two main methods: the model development method and the project management method. The first is aimed at supporting the development of valid SD models for a specific project. The latter supports the use of this model embedded within the



(a) Simulation “as planned”



(b) Simulation “with scope changes”

Figure 2: Example of Behaviour Patterns produced by an SD Project Model.

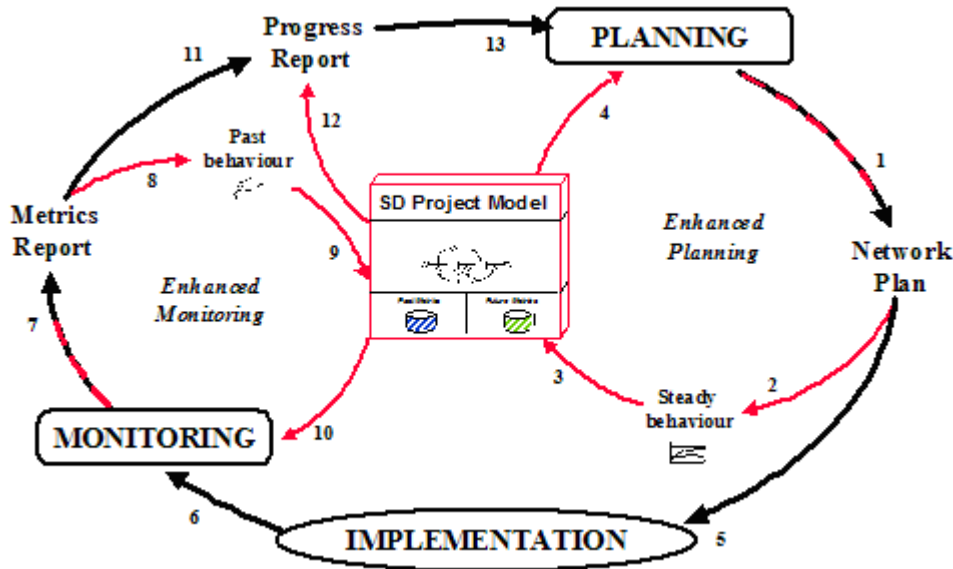


Figure 3: Overview of the SYDPIM Process Logic.

traditional project management framework, and formally integrated with the PERT/CPM models. An overview of the process logic is provided in Figure 3. The arrows in black identify the flows within the traditional project control process. SYDPIM places the use of an SD project model at the core of this process, enhancing both planning and monitoring and thereby the overall project control.

The use of the SD model adds new steps to the basic control cycle (the numbers indicate the sequence of the steps). In planning, the SD model is used to pro-actively test and improve the current project plan. This includes forecasting and diagnosing the likely outcome of the current plan, uncover assumptions (e.g. expected productivity), test the plan’s sensitivity to risks, and test the effectiveness of mitigating actions. In monitoring, the SD model is used to explain the current project outcome and status, to enhance progress visibility by uncovering important intangible information (e.g. undiscovered rework), and to carry out retrospective "what-if" analysis for process improvement while the project is underway. Overall, the SD model works as a test laboratory to assess the future plans and to diagnose the project past. The model also works as an important repository of project history and metrics.

#### 4 Using SYDPIM to manage Risk Dynamics within the PMBOK Framework

According to the SYDPIM framework, the SD model can be used in various ways to support the six risk manage-

ment processes identified in the PMBOK. Given the limited size of this paper, this is now briefly described separately for each risk process. A more detailed explanation is forthcoming in the literature.

##### Plan Risk Management

The implementation of SYDPIM within risk management planning allows for the definition of the appropriate level of structuring for the risk management activity, and for the planning of the use of SD models within this activity.

Adjusting the level of structuring for the risk management activity is crucial for the practical implementation of the risk management process. An SD project model can be used to analyse this problem. Various scenarios reflecting different levels of structuring can be simulated and the full impacts are quantified. Typically, a "U-curve" will result from the analysis of these scenarios, ranging from pure *ad hoc* to over-structuring. An example of the use of an SD model for this purpose can be found in [3].

##### Identify Risks

An SD project model can support risk identification in two ways: at the qualitative level, through the analysis of influence diagrams, risks that result from feedback forces can be identified; at the quantitative level, intangible project status information (e.g. undiscovered rework) and assumptions in the project plan can be uncovered (e.g. required productivity).

“ System Dynamics modelling is a very complete technique and tool that covers a wide range of project management needs ”

## ““ System Dynamics modelling is proposed in the specialized Practice Standard for Project Risk Management ””

Risks can be identified in an influence diagram as events that result from: (i) balancing loops that limit a desired growth or decay (e.g. the lack of available resources leads to a balancing loop that limits the potential growth of work accomplishment); (ii) reinforcing loops that lead to undesired growth or decay (e.g. schedule pressure leads to QA cuts, which in turn lead to more rework and delays, thereby reinforcing schedule pressure; see "R+" loop L3 in figure 1); (iii) external factors that exacerbate any of these two types of feedback loops (e.g. training delays exacerbate the following reinforcing loop: "the more you hire in the later stages, the worst the slippage due to training overheads."). This type of analysis also allows for risks to be managed as opportunities: feedback loops can be put to work in favour of the project.

SD simulation models allow the project manager to check whether and how certain feedback loops previously identified as "risk generators" will affect the project. In this way, irrelevant risks can be eliminated, preventing unnecessary mitigating efforts. Secondly, the calibration of the SD model uncovers important quantitative information about the project status and past, which typically is not measured because of its intangible and subjective nature. In this way, it forces planning assumptions to be made explicit and thereby identifying potential risks.

### *Perform Qualitative Risk Analysis*

Influence diagrams can help to assess risk probability and impacts through feedback loop analysis. Given a specific risk, it is possible to identify in the diagram which feedback loops favour or counter the occurrence of the risk. Each feedback loop can be seen as a dynamic force that pushes the project outcome towards (or away) from the risk occurrence. The likelihood and the impact of each risk can be qualitatively inferred from this feedback loop analysis.

An SD simulation model can be used to identify the specific scenarios in which a risk would occur (i.e. likelihood). Regarding impact, with simple models and preliminary calibrations, quantitative estimates can be taken as qualitative indications of the order of magnitude of the risk impacts.

### *Perform Quantitative Risk Analysis*

In quantifying risks, an SD project model provides two additional benefits over traditional models: first, it delivers a wide range of estimates, and secondly these estimates reflect the full impacts of risk occurrence, including both direct and indirect effects.

Quantifying the impact of a risk consists in calibrating the model for a scenario where the risk occurs (e.g. scope changes), and then simulate the project. One can virtually analyse the impact of the risk occurrence in any project variable, by comparing the produced behaviour pattern with the one obtained when a risk-absent scenario is simulated. For example, figure 2(b) shows the behaviour patterns produced by an SD project model when scope changes are introduced by the client over-time (curve 4). These patterns can be compared with the ones of figure 2(a), which shows the scenario where no scope changes are introduced. This type of analysis allows the project manager to identify a risk's impact on various aspects of the project (and over-time; not just the final value). In addition, the feedback nature of the SD model ensures that both direct and indirect impacts of risks are quantified – ultimately, when a risk occurs it will affect *everything* in the project, and the SD model captures the full impacts.

An SD project model generally includes variables related to the various project objectives (cost, time, quality, and scope). One can therefore assess the risk impacts on all dimensions of the project objectives. The SD model also allows for scenarios combining several risks to be simulated, whereby their cross impacts are also captured. Sensitivity analysis can be carried out to analyse the project's sensitivity to certain risks as well as to their intensity (e.g. what is the critical productivity level below which problems will escalate?).

### *Plan Risk Responses*

Influence diagrams and SD simulation models are very powerful tools to support the development of effective risk responses. They provide three main distinctive benefits: (i) support the definition and testing of complex risk-response scenarios, (ii) provide the feedback perspective for the identification of response opportunities, and (iii) they are very effective for diagnosing and understanding better the multi-factor causes of risks; these causes can be traced back through the chains of cause-and-effect, with counter-intuitive solutions often being identified.

Influence diagrams provide the complementary feedback perspective. Therefore, the power to influence, change and improve results rests on acting on the project feedback structure. Risk responses can be identified as actions that eliminate vicious loops, or attenuate or reverse their influence on the project behaviour. By looking at the feedback loops and external factors identified as risks, the project manager can devise effective responses.

““ PMI's Project Management Body of Knowledge considers six risk management processes ””

## ““ By implementing the SYDPIM-based risk framework, the project manager can take better advantage of the benefits offered by System Dynamics modelling ””

An SD simulation model provides a powerful test-bed where, at low cost and in a safe environment, various risk-responses can be developed, their effectiveness can be tested for the full impacts and can be improved prior to implementation.

### *Risk Monitoring and Control*

An SD project model can be used as an effective tool for risk monitoring and control. The model can be used to identify early signs of risk emergence which otherwise would remain unperceived until problems were aggravated. The implementation of risks responses can also be monitored and their effectiveness can be evaluated.

Risk occurrence can be monitored by analysing the project behavioural aspects of concern (i.e. the risks "symptoms"). An SD model has the ability to produce many of these patterns, which in the real world are not quantified due to their intangible and subjective nature (the amount of undetected defects flowing throughout the development life-cycle is a typical example). The SD model provides a wide range of additional risk triggers, thereby enhancing the effectiveness of monitoring risk occurrence.

The implementation of a risk response can be characterized by changes in project behaviour. These changes can be monitored in the model to check whether the responses are being implemented as planned. The effectiveness of the risk response (i.e. the expected impacts) can be monitored in the same way. When deviations occur, the SD model can be used to diagnose why the results are not as expected.

### **5 Placing System Dynamics in the PMBOK Framework**

System Dynamics modelling is a very complete technique and tool that covers a wide range of project management needs by addressing the systemic issues that influence and often dominate the project outcome. Its feedback and endogenous perspective of problems is very powerful, widening the range for devising effective management solutions. It is an appropriate approach to manage and model project risk dynamics, for which most of the traditional modelling techniques are inappropriate. SD therefore has a strong potential to provide a number of distinctive benefits to the overall project management process. One of the necessary conditions is that its application is integrated with the traditional models within that process. The SYDPIM methodology was developed for that purpose, integrating the use of SD project models with the traditional PERT/CPM models, based on the WBS and OBS structures [5]. SYDPIM provides SD models with specific roles within the project con-

trol process. One of these roles is to support the risk management activity.

As a proven tool and technique already applied with success to various real projects [10], SD needs to be properly placed in the PMBOK. This paper briefly discussed its potential roles within the six project risk management processes presented in the latest edition of the PMBOK [1]. It is concluded that SD has potential to provide added value to these processes, in particular to risk identification, risk quantification and to response planning.

Influence diagrams are already proposed by the PMBOK for risk identification (process 11.2). System Dynamics modelling is further proposed in the specialized Practice Standard for Project Risk Management [1] (PMI 2008), also for risk identification. This is an important acknowledgment that systemic problems in projects may require specialized techniques, different from and complementary to the more traditional ones. However, from practical experience in real projects and extensive research carried out in this field, it is the author's opinion that the range of application of SD within the project management process is much wider. There are many other processes in the PMBOK framework where SD can be employed as a useful tool and technique. These benefits can be maximized based on the SYDPIM methodology.

It is also the author's opinion that by implementing the SYDPIM-based risk framework proposed here, the project manager can take better advantage of the benefits offered by System Dynamics modelling, while enhancing the performance of the existing risk management process.

The use of System Dynamics in the field of Project Management and in particular for Project Risk Management has been deserving growing attention since the author first proposed an integrated process based approach [3], as reported in the literature.

### **References**

- [1] Project Management Institute (PMI). A Guide to the Project Management Body of Knowledge, Project Management Institute, North Carolina, 2008.
- [2] Project Management Institute (PMI). Practice Standard for Project Risk Management, Project Management Institute, North Carolina, 2009.
- [3] A. Rodrigues. "Managing and Modelling Project Risk Dynamics - A System Dynamics-based Framework ". Proceedings of the 4<sup>th</sup> European PMI Conference 2001, London, United Kingdom, 2001.
- [4] A.G Rodrigues. "Finding a common language for global software projects." Cutter IT Journal, 1999.

- [5] A. Rodrigues. "The Application of System Dynamics to Project Management: An Integrated Methodology (SYDPIM)". PhD Dissertation Thesis. Department of Management Sciences, University of Strathclyde, 2000.
- [6] J. Forrester. *Industrial Dynamics*, MIT Press, Cambridge, US, 1961.
- [7] A. Rodrigues. "The Role of System Dynamics in Project Management: A Comparative Analysis with Traditional Models." 1994 International System Dynamics Conference, Stirling, Scotland, 214-225, 1994.
- [8] M.J. Radzicki and R. Taylor. "Origin of System Dynamics: Jay W. Forrester and the History of System Dynamics". In: U.S. Department of Energy's Introduction to System Dynamics. Retrieved 23 October 2008.
- [9] A. Rodrigues. "SYDPIM – A System Dynamics-based Project-management Integrated Methodology." 1997 International System Dynamics Conference: "Systems Approach to Learning and Education into the 21st Century", Istanbul, Turkey, 439-442, 1997.
- [10] A.G. Rodrigues, J. Bowers. "The role of system dynamics in project management." *International Journal of Project Management*, 14(4), 235-247, 1996.

### **Additional Related Literature**

- C. Pavlovski, B. Moore, B. Johnson, R. Cattanach, K. Hambling, S. Maclean. "Project Risk Forecasting Method." International Conference on Software Development (SWDC-REK), University of Iceland, Reykjavik, Iceland. May 27 - June 1, 2005.
- D.A. Hillson. "Towards a Risk Maturity Model." *International Journal of Project & Business Risk Management*, 1(1), 35-45, 1997.
- J. Morecroft. "Strategic Modelling and Business Dynamics: A Feedback Systems Approach." John Wiley & Sons. ISBN 0470012862, 2007.
- A.G. Rodrigues, T.M. Williams. "System dynamics in project management: assessing the impacts of client behaviour on project performance." *Journal of the Operational Research Society*, Volume 49, Number 1, 1 January 1998, pp 2-15(14).
- Seng Chia. "Risk Assessment Framework for Project Management." Engineering Management Conference, 2006 IEEE International. Print ISBN: 1-4244-0285-9.
- P. Senge. "The Fifth Discipline. Currency." ISBN 0-385-26095-4, 1990.
- J. D. Sterman. "Business Dynamics: Systems thinking and modeling for a complex world." McGraw Hill. ISBN 0-07-231135-5, 2000.
- J.R. Wirthlin. "Identifying Enterprise Leverage Points in Defense Acquisition Program Performance." Doctoral Thesis, MIT, Cambridge, USA, 2009.